



LAFITE CONNECT

Gerflor[®]
theflooringgroup



LAFITE CONNECT

Lafite Connect brings together our Lafite Plains, Stripes and Fusion carpet tiles. Combining these products and designs together can open a world of possibilities, helping to create a unique floor design.

CREATE YOUR DESIGN SPACE

FUSION

Fusion tiles create a seamless transition feature across areas of your room such as walkways and seating plans.

FEATURE


Mix products, colours and laying patterns to create focal points and contrast within a floor such as break out areas.

ZONING

Define spaces by combining different tones and colours to create a contrast between areas of a floor such as walkways and desk areas.

CONTENTS

Colourways	2-3
Architects Studio Scheme	4-5
Floor Plan	6-7
Education Scheme	8-9
Floor Plan	10-11
Commercial Office Scheme	12-13
Floor Plan	14-15

 Plains and Stripes can be used to define spaces by connecting tones and colours to create a contrast between areas of your floor.

FUSION



LCFUSION34
LRV 8.49



LC9
LRV 13.72




LC11
LRV 7.20

LCFUSION34 tiles comprise of a linear design using 2 base colours LC9 and LC11. This Fusion tile should be used with LC9 and LC11 from the Lafite Plains range to create a subtle transition across areas of your floor.



LCFUSION35
LRV 7.18



LC9
LRV 13.72



LC12
LRV 3.55


LCFUSION35 tiles comprise of a linear design using 2 base colours LC9 and LC12. This Fusion tile should be used with LC9 and LC12 from the Lafite Plains range to create a defined transition across areas of your floor.

PLAINS


STRIPES

PLAINS


STRIPES




LC9
LRV 13.72



LCS13
LRV 15.49




LC11
LRV 7.20



LCS14
LRV 6.96




LC7
LRV 7.49




LCS15
LRV 13.70




LC8
LRV 5.57




LCS16
LRV 8.48




LC1
LRV 14.24




LCS17
LRV 9.19




LC2
LRV 6.36



LCS18
LRV 8.16




LC3
LRV 5.59



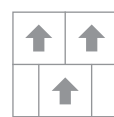
LCS20
LRV 5.19



LC4
LRV 4.20



LCS19
LRV 7.55




Brick Bond
Fusion
Plains



Broadloom
Plains



Quarter Turn
Plains
Stripes



LCFUSION34
LRV 8.49



LC9
LRV 13.72

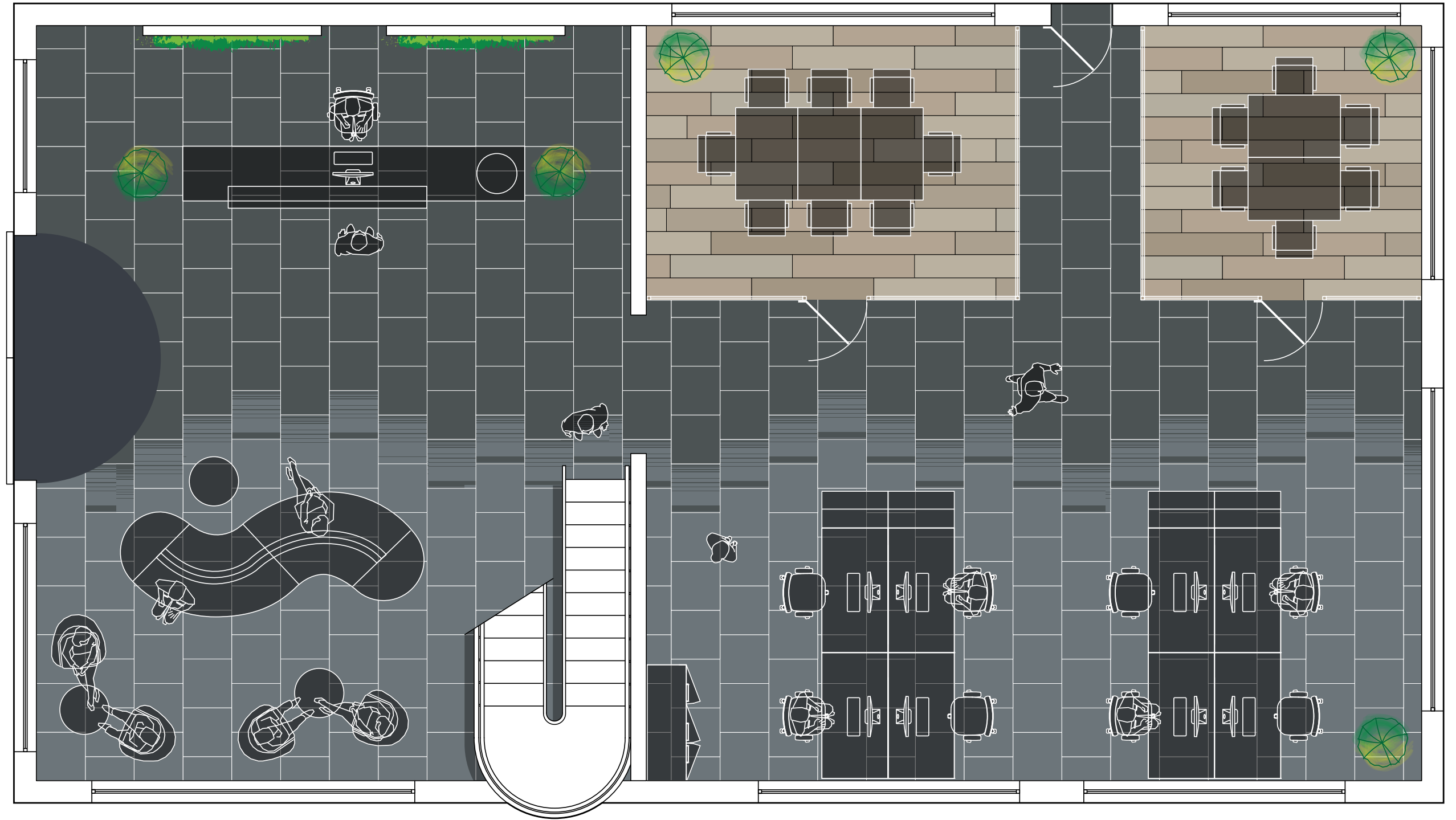


LC11
LRV 7.20

Fusion tiles comprise a linear design using 2 base colours LC9 and LC11 to create a subtle transition across areas of your floor.

Example image shows 9 tiles
laid brick bond.







Lafite Fusion
LCFUSION34

Lafite Plains
LC9

Lafite Plains
LC11


Creation 55 Looselay LVT
Ranch 0456



LCFUSION35
LRV 7.18




LC9
LRV 13.72

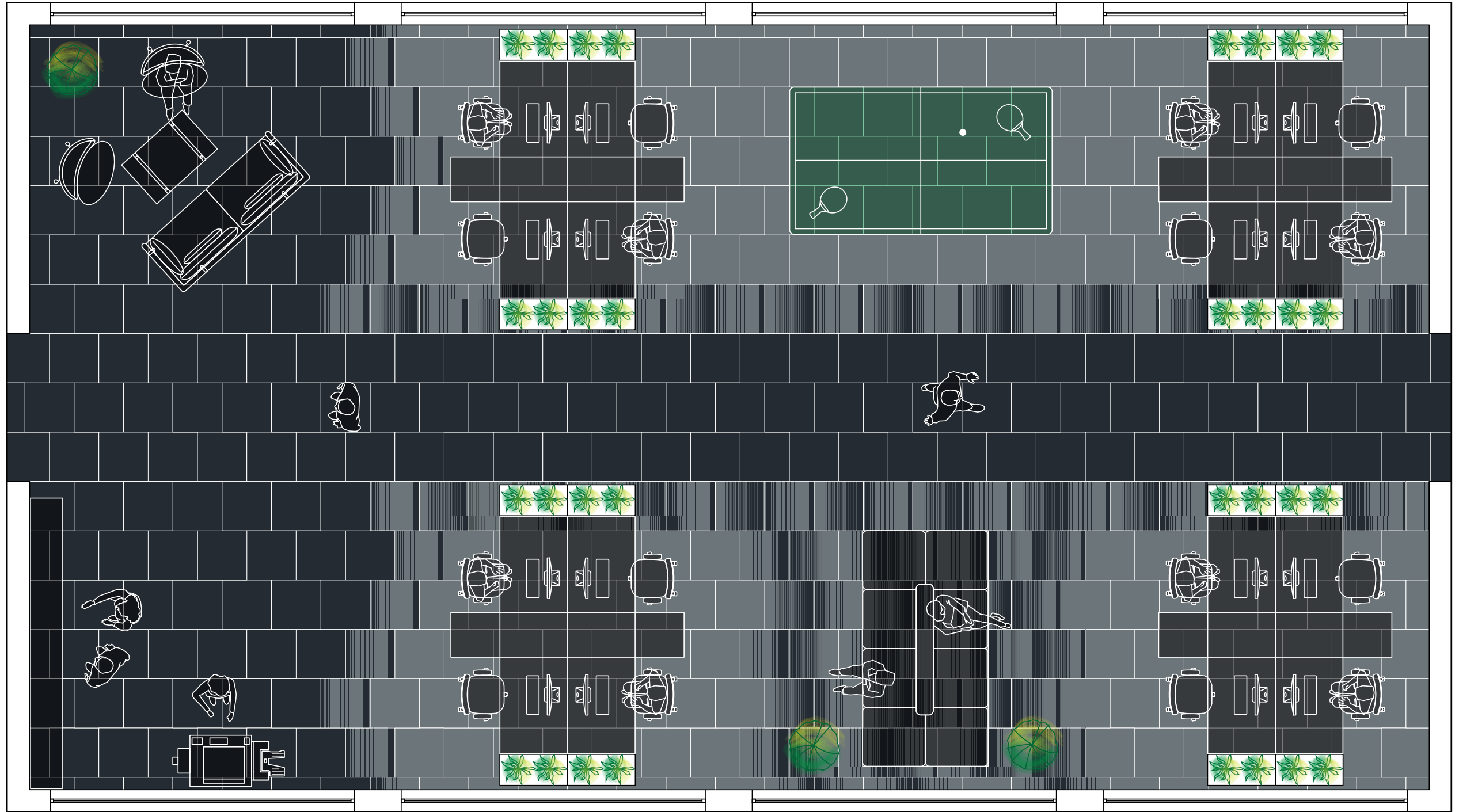


LC12
LRV 3.55

Fusion tiles comprise a linear design using 2 base colours LC9 and LC12 to create a defined transition across areas of your floor.

Example image shows 9 tiles
laid brick bond.







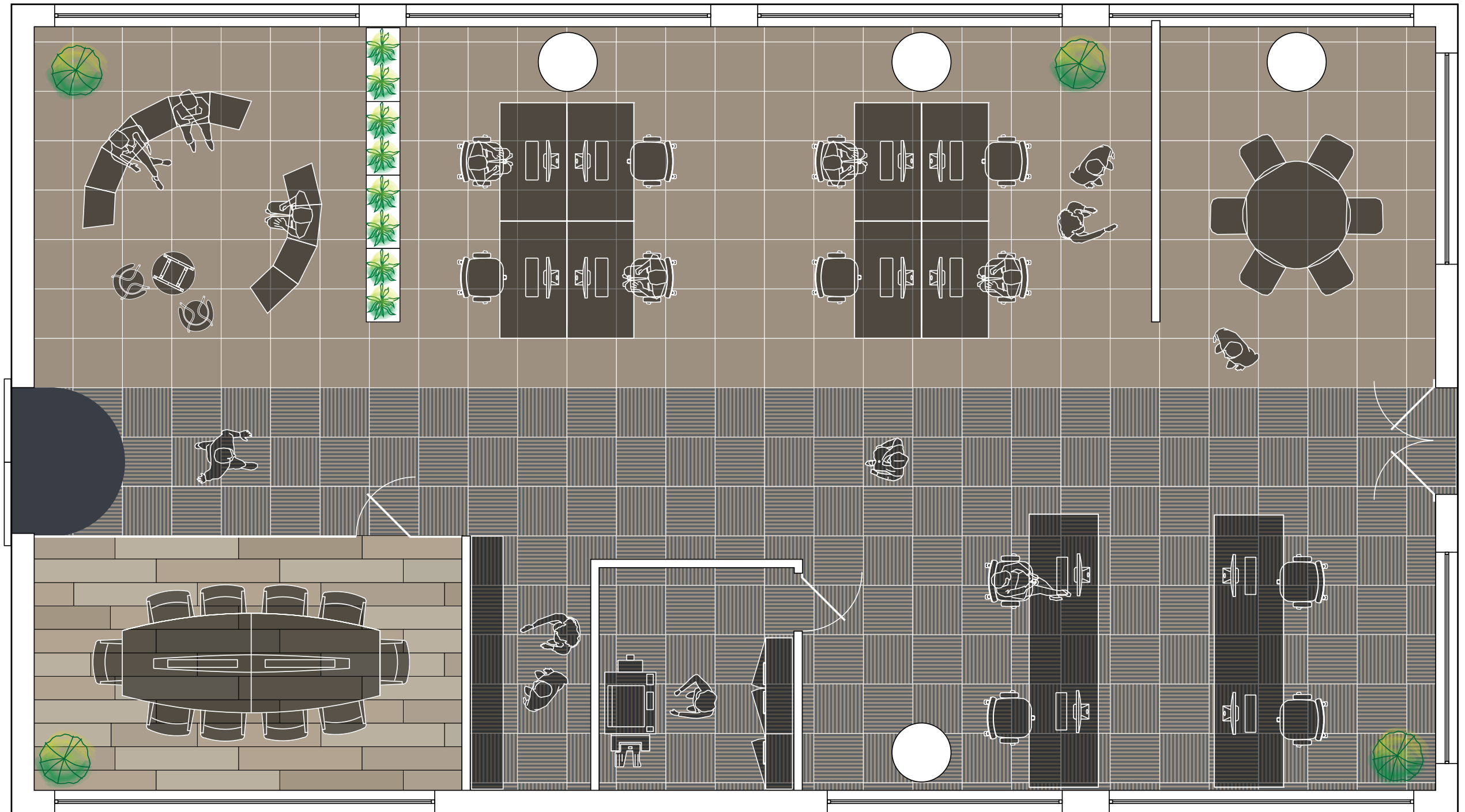
Plains and Stripes can be used to define spaces by connecting tones to create a contrast between areas of your floor.



LC1
LRV 14.24




LCS17
LRV 9.19



Lafite Plains
LC1

Lafite Stripes
LC17

Creation 55 Looselay LVT
Ranch 0456



Plains and Stripes can be used to define spaces by connecting tones to create a contrast between areas of your floor.



LC7
LRV 7.49



LCS15
LRV 13.70

LAFITE CONNECT

gerflor.co.uk
gerflor.ie
gradus.com

Uniclass Pr_35_57_11_62
CI/SfB (43) Tn6

LAFITE CONNECT

SPECIFICATION

Product Format	Tile
Product Dimensions	500mm x 500mm
Product Construction	Tufted Loop Pile
Surface Yarn	100% Aquafil Solution Dyed Nylon
Total Carpet Weight	4415 g/m ²
Tufted Pile Weight	540 g/m ²
Gauge	1/10" (39.4 per dm)
Stitches	43.3 per dm
Primary Backing	Non-woven
Secondary Backing	Bitumen
Total Carpet Thickness	5.9mm

PERFORMANCE SPECIFICATION

Classification BS EN 1307	Class 33
Castor Chair BS EN 985 Test A	Pass
Static Electricity ISO 6356	<2kV
Impact Sound Insulation EN ISO 10140-3	22dB

FLAMMABILITY

BS EN 13501-1	Class Bfl-s1
---------------	--------------

WARRANTIES

Wear Warranty	10 Year
Anti-static Warranty	10 Year

ADHESIVES

For recommended adhesives contact Technical Services on 03332 412901



The information contained in this document is valid from 01/05/2022 and is subject to change at any time without notice.

Contact us to order free samples

UNITED KINGDOM: Gerflor Ltd
Park Green, Macclesfield,
Cheshire, SK11 7LZ
Tel: 03332 412901
E-mail: contractuk@gerflor.com
Visit: www.gerflor.co.uk

IRELAND: Gerflor Ltd
Ballybay Road, Carrickmacross,
Co. Monaghan, Republic of Ireland
Tel: +353 (0) 42 966 1431
E-mail: gerflorirl@gerflor.com
Visit: www.gerflor.ie

Gerflor[®]
theflooringgroup